


WC Series Crystal

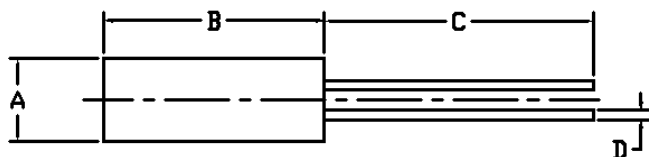


- 32.768KHZ
- Standard Cylindrical Holders
- RoHS Compliant



Series	WC155	WC26	WC38
Frequency Range	32.768KHZ	32.768KHZ	32.768KHZ
Frequency Tolerance	See Part Number Guide	See Part Number Guide	See Part Number Guide
Frequency Stability	$-.034(\pm .006)\text{ppm}/^{\circ}\text{C}^2(\text{T}-\text{T}_0)^2$	$-.034(\pm .006)\text{ppm}/^{\circ}\text{C}^2(\text{T}-\text{T}_0)^2$	$-.034(\pm .006)\text{ppm}/^{\circ}\text{C}^2(\text{T}-\text{T}_0)^2$
Turnover Temperature (To)	+25°C ±5°C	+25°C ±5°C	+25°C ±5°C
Operating Temp. Range	-20°C to +70°C	-20°C to +70°C	-20°C to +70°C
Storage Temp. Range	-40°C to +85°C	-40°C to +85°C	-40°C to +85°C
Aging	±3ppm / 1 st year max	±3ppm / 1 st year max	±3ppm / 1 st year max
Shunt Capacitance	1.00pF typical	1.35pF typical	1.60pF typical
Equivalent Series Resistance	40K Ohms max	35K Ohms max	35K Ohms max
Load Capacitance	6pF, 8pF, or 12.5pF	6pF, 8pF, or 12.5pF	6pF, 8pF, or 12.5pF
Drive Level	1uWatt max	1uWatt max	1uWatt max
Motional Capacitance	2.5fF typical	3.0fF typical	3.5fF typical
Capacitance Ratio	400 typical	450 typical	460 typical
Quality Factor	80K typical	70K typical	90K typical

Mechanical Details



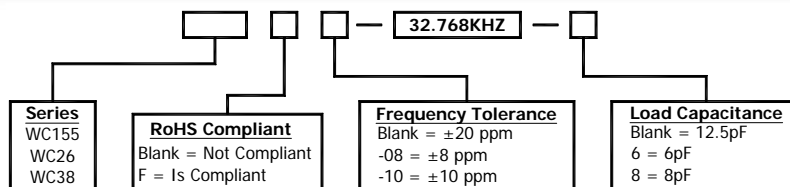
DIMENSIONS IN BRACKETS ARE INCHES

Series	A	B	C	D	E
WC155	1.5 [0.059]	5.1 [0.201]	4.3 [0.169]	0.2 [0.008]	0.45 [0.018]
WC26	2.1 [0.083]	6.2 [0.244]	7.0 [0.276]	0.26 [0.010]	0.7 [0.028]
WC38	3.1 [0.122]	8.2 [0.323]	10.0 [0.394]	.35 [0.014]	1.1 [0.043]

NOTES

1. CAN PLATING = Ni
2. LEADING PLATING = Sn95% - 98%, Cu 2% -5%

Part Number Guide



Please consult with MMD sales department for any other parameters or options.



MMD Monitor/Quartztek
 30400 Esperanza, Rancho Santa Margarita, CA, 92688
 Phone: (949) 709-5075, Fax: (949) 709-3536, www.mmdcomp.com
 Sales@mmdcomp.com

Revision:	WC082812J
-----------	-----------