

MTKH, MTKL, & MTKV SERIES TCXO



- Industry Standard Package
- Wide Frequency Range
- HCMOS, LVDS, or LVPECL Output
- RoHS Compliant Available



	HCMOS	LVDS	LVPECL
Frequency Range	10.000MHZ to 200.000MHZ	75.000MHZ to 1.000GHZ	
Frequency Stability	(See Part Number Guide for Options)		
Operating Temp.Range	(See Part Number Guide for Options)		
Storage Temp. Range	-55°C to +125°C		
Aging	±5 ppm / yr max		
Logic "0"	10% of Vdd max	1.43V typ	Vdd – 1.620 VDC max
Logic "1"	90% of Vdd min	1.10V typ	Vdd- 1.025 vdc min
Supply Voltage (Vdd)	+2.5VDC ± 5%	65mA max	50 mA max
Supply Current	+3.3VDC ± 5%	65mA max	60 mA max
Symmetry (50% of waveform)	(See Part Number Guide for Options)		
Rise / Fall Time (20% to 80%)	2nSec max < 100.000MHZ / 1.5nSec ≥ 100.000MHZ		
Load	10kΩ // 15pF	50 Ohms into Vdd-2.00 VDC	100Ω
Start Time	10mSec max		
Tri-State Operation	Voh = 70% of Vdd min or No Connection to Enable Output Vol = 30% max or grounded to Disable Output (High Impedance)		
Control Voltage (Vc)	+2.5VDC	±10 ppm with Vc = +1.25VDC ±1.00VDC, Positive Slope	
Option	+3.3VDC	±10 ppm with Vc = +1.65VDC ±1.50VDC, Positive Slope	
Mechanical Timmer Option	±3 ppm min		

Environmental & Mechanical Detail

Shock	MIL-STD-883, Method 2002, Condition B
Solderability	MIL-STD-883, Method 2003
Solvent Resistance	MIL-STD-883, Method 215
Vibration	MIL-STD-883, Method 2007, Condition A

Marking Detail

Line 1 = MXXXXX		
M	=	MMD
XXXXX	=	Frequency in MHZ
Line 2 = SYWWL		
S	=	Internal Code
YYWW	=	4 Digit Date Code (Year / Week)
L	=	Denotes RoHS Compliant
Line 3 = XXXXX		
Internal use only		
May vary with lots		
Black dot to denote Pin 1		

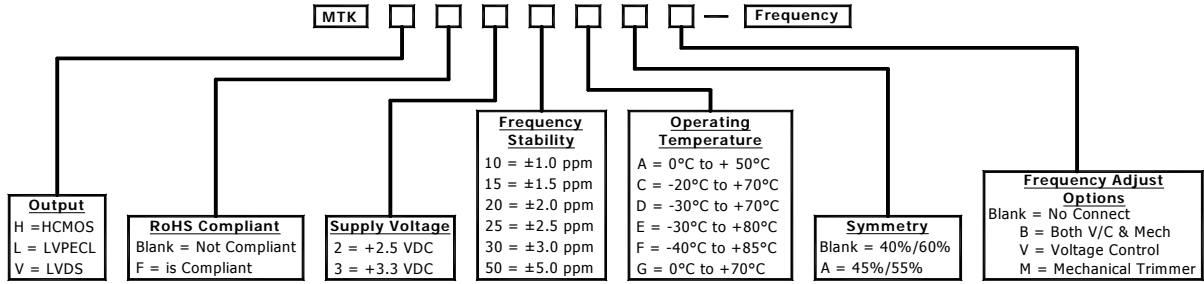


MMD Monitor/Quartztek
 30400 Esperanza, Rancho Santa Margarita, CA, 92688
 Phone: (949) 709-5075, Fax: (949) 709-3536, www.mmdcomp.com
 Sales@mmdcomp.com



Revision: 04/25/11 D

Part Number Guide



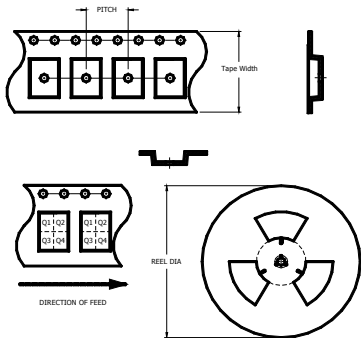
Please Consult with MMD Sales Department for any other Parameters or Options

Frequency Stability vs Temperature Table

Code	Stability	10	15	20	25	30	50
	Temp	±1.0ppm	±1.5ppm	±2.0ppm	±2.5ppm	±3.0ppm	±5.0ppm
A	0°C TO +50°C	•	•	•	•	•	•
G	0°C TO +70°C			•	•	•	•
C	-20°C TO +70°C			•	•	•	•
D	-30°C TO +70°C			•	•	•	•
E	-30°C TO +80°C			•	•	•	•
F	-40°C TO +85°C				•	•	•

• = Available Blank = Consult MMD

Tape & Reel Dimensions

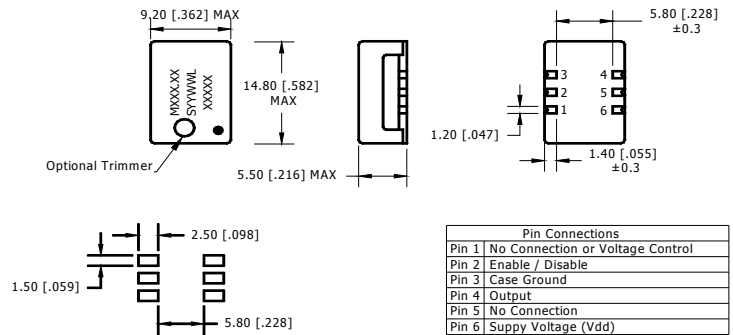


PITCH	12.00 [.471]
TAPE WIDTH	24.00 [.945]
REEL DIA	330 [13.0]
PIN 1 ORIENT.	Q1

NOTES: UNLESS OTHERWISE SPECIFIED

1. Applicable Standards / Specifications
ANSI Y14.5M, Dimensions and Tolerances
EIA-481-B, 8 mm through 200mm Embossed Carrier Taping and 8 mm and 12 mm Punched Carrier Taping of Surface Mount Components for Automatic Handling.
2. Dimensions are in millimeters [inch].
3. Tolerances are ±0.1 [.004] mm unless otherwise specified.
4. Do not scale drawing.

Mechanical Details



DIMENSION IN BRACKETS ARE IN INCHES
EXTERNAL BYPASS CAPACITOR IS RECOMMENDED
UNIT IS NOT HERMETICALLY SEALED



MMD Monitor/Quartztek
30400 Esperanza, Rancho Santa Margarita, CA, 92688
Phone: (949) 709-5075, Fax: (949) 709-3536, www.mmdcomp.com
Sales@mmdcomp.com



Revision: 04/25/11 D